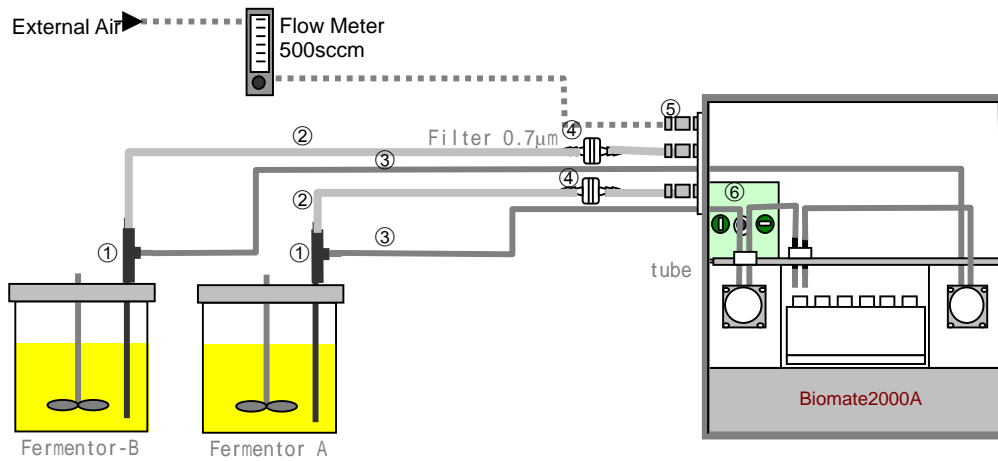
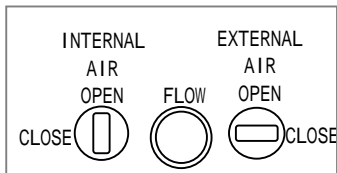


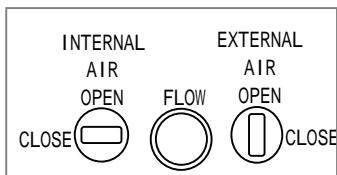
INSTALL



- ① : Sampling port
- ② : - (OD:6mm, ID:4mm)
- ③ : - (7016)
- ④ : Air filter (0.7µm)
- ⑤ : One touch Fitting(OD:0.6mm)
- ⑥ : Valve setting unit



Internal Air Setting



External Air Setting

* 1.3
 External Air