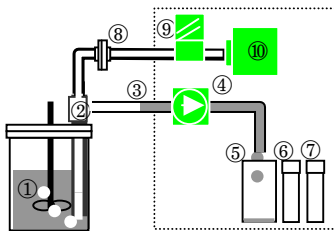


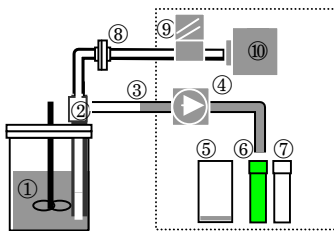
Step 1. PUMPING

- ④ Peristaltic Pump : On
- ⑤ Bottle Position : Drain



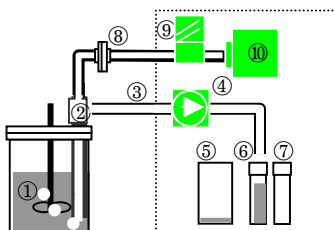
Step 2. PUMPING AND AIR PURGE

- ④ Peristaltic Pump : On
- ⑤ Bottle Position : Drain
- ⑨ Flow Control Valve: On
- ⑩ Air Pump: On



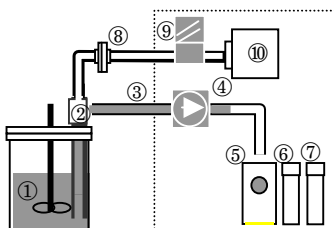
Step 3. Bottle Position : #1

- ⑤ Bottle Position : #1



Step 4. Sampling

- ④ Peristaltic Pump : On
- ⑤ Bottle Position : #1
- ⑨ Flow Control Valve: On
- ⑩ Air Pump: On



Step 5. Bottle Position : Drain

- ⑤ Bottle Position : Drain